

International Parkinson and
Movement Disorder Society

Moving Along

In This Issue

MDS Launches New and
Improved Website

*Movement Disorders –
Clinical Practice Journal*
Now Available Online

My Generation: Melissa
Armstrong

MDS Affiliate Member:
SWEMODIS


New Concepts for Dystonia

Details on page 6



STOCKHOLM
Sweden
June 8-12, 2014

18th International Congress
of Parkinson's Disease and
Movement Disorders



Non-Profit Org.
US Postage
PAID
Permit No.
Milwaukee, WI

International Parkinson and Movement Disorder Society
555 East Wells Street, Suite 1100
Milwaukee, WI 53202-3823 USA

Explore the New and Improved MDS Website!

- All new look and easy navigation
- Enhanced videos and multimedia
- Responsive design for optimal viewing on desktop, tablet and mobile devices



International Parkinson and
Movement Disorder Society

The screenshot shows the MDS website interface with several callout boxes:

- Watch the MDS website tour:** Points to a video player titled "Tour the New MDS Website!" with a hand cursor.
- Translate into 80 languages:** Points to the "Select Language" dropdown menu in the top right.
- Easy access to popular MDS features:** Points to the "Quick Links" section, which includes: Conference Calendar, MDS Owned Rating Scales, Movement Disorders Video Library, Health Professionals Resources, Evidence Based Medicine, Membership, Membership Benefits, Join MDS, Renew Membership, and Waived Dues.
- Access MDS Journals and read articles:** Points to the "MDS Journals" icon in the navigation bar.
- Login here for exclusive members only content:** Points to the "Members Only Login" form with fields for Username and Password, and a "Login" button.
- Website updates and newly added content:** Points to the "What's New" section, listing items like "May/June 2014 Edition", "Message from the Editors", "Educational Activities", "19th International Congress", "Movement Disorders Journal", "Movement Disorders Journal - Clinical Practice", and "Other Society News".
- MDS Regional Sections and Outreach Education:** Points to the "Regional Sections" map, which highlights the Pan American, European, Sub-Saharan Africa, and Asian and Oceansia sections, along with their respective conferences and education programs.
- MDS Education Courses—click to scroll:** Points to the "Upcoming Activities" carousel, showing events in Milan, Italy (July 10-11, 2014), Barcelona, Spain (June 18-20, 2014), and Budapest, Hungary (September 11-12, 2014).

www.movementdisorders.org



International Parkinson and
Movement Disorder Society

OFFICERS

President

Matthew B. Stern, MD

President-Elect

Oscar S. Gershanik, MD

Secretary

Francisco Cardoso, MD, PhD

Secretary-Elect

Claudia Trenkwalder, MD

Treasurer

Christopher Goetz, MD

Treasurer-Elect

David John Burn, MD, FRCP

Past-President

Günther Deuschl, MD

INTERNATIONAL EXECUTIVE COMMITTEE

Paolo Barone, MD, PhD

Bastiaan Bloem, MD, PhD

Murat Emre, MD

Susan Fox, MRCP (UK), PhD

Victor Fung, MBBS, PhD, FRACP

Etienne Hirsch, PhD

Beom S. Jeon, MD, PhD

Michael S. Okun, MD

Anthony H.V. Schapira, DSc, MD

Mark A. Stacy, MD

International Parkinson and
Movement Disorder Society
International Secretariat
555 East Wells Street, Suite 1100
Milwaukee, Wisconsin 53202-3823
USA

Tel: +1 414-276-2145

Fax: +1 414-276-3349

info@movementdisorders.org

www.movementdisorders.org

Moving Along

Table of Contents

- 4 Editorial: Carlo Colosimo, MD and Mark Stacy, MD
- 5 President's Letter: Matthew B. Stern, MD, MDS President
- 6 Feature Story: New Concepts in Dystonia
- 8 International Congress
- 9 Society Announcements
- 12 My Generation: Melissa Armstrong, MD, MSc and Anthony E. Lang, OC, MD, FRCP, FAAN, FCAHS, FRSC
- 13 European Section: Olivier Rascol, MD, PhD, MDS-ES Chair
- 17 Asian and Oceanian Section: Louis Tan, FRCP, MDS-AOS Chair
- 21 Pan American Section: Jorge Juncos, MD, MDS-PAS Chair
- 23 MDS Education Calendar

Letters to the Editors

Your Comments and Questions Are Always Welcome

Editorial Policy

As part of its democratic commitment, MDS welcomes the input of all its members about the features and articles that appear in this newsletter. Have a comment or question? Each issue will include responses in the "Letters to the Editor" section. All materials submitted become the property of MDS.

Address your communications to:

Editor: *Moving Along*

International Parkinson and Movement
Disorder Society

555 East Wells Street, Suite 1100

Milwaukee, WI 53202-3823 USA

Tel: +1 414-276-2145 • Fax: +1 414-276-3349

E-mail: info@movementdisorders.org



We hope you will enjoy this first 2014 edition of *Moving Along*. Along with a new name, International Parkinson and Movement Disorder Society, we also have made changes in the layout and design for the newsletter. This issue underscores the continued development of our Society, and focuses on the imminent International Congress, taking place in Stockholm, June 8-12. Please explore the all new MDS website to discover “What’s New,” take a tour and to review the website’s most popular features. Also notice that many of the pages are translatable to 80 different languages. In addition, we urge everyone to look at the new online journal: *Movement Disorders – Clinical Practice*. Congratulations to Marcelo Merello, Buenos Aires, and Kailash Bhatia, London, for the extensive amount of work that has resulted in such a fine product. We hope you will refer to the journal frequently, and consider submitting your publications either to this journal or to *Movement Disorders*, now edited by Jose Obeso, Pamplona.

The feature article of this issue outlines concepts regarding the classification and definitions of many types of dystonia, with a particular emphasis on the process followed by a consensus committee. Professors Hyder A. Jinnah and Alberto Albanese have been kind enough to provide an summary of this approach, and we would be delighted to publish similar efforts in the Society. The issue also contains a “My Generation” report from Melissa Armstrong, now in Baltimore, and one of her mentors, Tony Lang, Toronto. We hope you will also reviewing the reports from our educational outreach activities and read the columns from our President and Regional Section leaders.

We hope to see you in Stockholm!



Carlo Colosimo, MD



Mark Stacy, MD



2014 is the beginning of an exciting time for the International Parkinson and Movement Disorder Society (MDS). With our new name this year comes a number of new initiatives. From a new website to a new look and feel in the branding of MDS, including the redesign of *Moving Along*, I'm proud to be a part of the impressive amount of firsts happening this year.

MDS is on target to have our largest offering of live courses in 2014. From the First Middle East Camp for Parkinson's, Movement Disorders and Neuromodulation in Dubai to four schools for Young Neurologists worldwide to a Genetics of Parkinson's Disease and other Parkinsonian Syndromes in Clinical Practice in Greece, the lineup is robust. Also on the list of live educational opportunities this year is the 4th Asian and Oceanian Parkinson's Disease and Movement Disorders Congress, scheduled for November 28-30, 2014 in Pattaya, Thailand. This event will facilitate communication between clinicians and researchers and bring updated knowledge about movement disorders in the region. Capping off the list of exceptional educational opportunities is our International Congress. Please join us to share knowledge with each other and to actively participate in advancing the field of Movement Disorders at the 18th International Congress of Parkinson's Disease and Movement Disorders, June 8-12, 2014 in Stockholm Sweden for what is sure to be an exceptional Scientific Program.

Equally as important to MDS are the outreach education opportunities available. Programs such as the Developing World Education Program, Ambassador Program and Visiting Professor Program give MDS the opportunity to support quality movement disorders education in underserved areas worldwide.

Movement Disorders – Clinical Practice has published its first online issue and will soon release the second issue. The sister publication to *Movement Disorders*, *Movement Disorders – Clinical Practice* seeks to publish peer reviewed articles that are focused on clinical practice as well as bring a video element, making this online journal an important compliment to the *Movement Disorders Journal*.

In other publication news, the *Movement Disorders Journal* will be moving to a single editorship for the first time in MDS history. I am pleased to announce that Jose Obeso will be filling this role. We are indebted to the outstanding leadership of C. Warren Olanow and Jose Obeso during their term as *Movement Disorders* editors.

Check out the new MDS website, which recently launched in April of this year. The domain www.movementdisorders.org remains the same, as well as the award-winning content of the website. What you will notice is a cleaner, easier to navigate website, as well as the ability to use the site on a multitude of platforms (desktop, tablet, mobile and more). Information is more streamlined and videos will finally be viewable on any kind of device.

I look forward to working with you to add to our list of ever-growing accomplishments and to ensure the continued growth of our Society.

Matthew B. Stern, MD
MDS President, 2013-2015

New Concepts for Dystonia

— H. A. Jinnah, MD, PhD, Professor, Emory University, Atlanta, GA, USA

— Alberto Albanese, MD, Professor of Neurology, Istituto Neurologico C. Besta, Milan, Italy

Clinical and research interest in dystonia has grown over the last decades, in parallel with the discovery of new genes and the development of better treatment options. The term “dystonia” is used at the same time to indicate the phenomenology of the dystonic disorder and the numerous syndromes with such features. Although individual dystonia syndromes may be rare, collectively they are the third most common of all movement disorders. Misdiagnosis is common and dystonia is often mistaken for tremor, myoclonus, tics, and even Parkinson's disease.

The term “dystonia” was first introduced by Herman Oppenheim to describe four individuals in one family who appeared to be hypotonic at rest and hypertonic when they tried to move.³ He thought the core problem involved the control of muscle tone, thus “dys-tonia” seemed fitting. As others later began to recognize similar disorders, basic concepts of dystonia began to evolve, and the term began to take on different meanings. In 1984, the Dystonia Medical Research Foundation sponsored a consensus committee to establish a more consistent working definition. The group formulated the first widely accepted definition for dystonia:

Dystonia is a syndrome of sustained muscle contractions, frequently causing twisting and repetitive movements, or abnormal postures.²

In subsequent years, much more was learned about dystonia, and many varied manifestations and subtypes were increasingly appreciated. In view of these new observations, the definition established in 1984 seemed too narrow. It emphasized certain features of dystonia too strongly, and it lacked certain important aspects. For example, the original definition emphasized sustained muscle contractions leading to twisting movements and postures. It did not acknowledge that contractions are not always sustained and neglected the sometimes faster movements such as the blinks of blepharospasm, the voice breaks of spasmodic dysphonia, or the jerks of dystonic tremor. As a result, another consensus committee was established to revise the definition, this time sponsored by the Dystonia Medical Research Foundation, the Dystonia Coalition, and the European Dystonia Cooperation in Science and Technology action:

Dystonia is a movement disorder characterized by sustained or intermittent muscle contractions causing abnormal, often repetitive, movements, postures, or both. Dystonic movements tend to be patterned, twisting, and may be tremulous. Dystonia is often initiated or worsened by voluntary action, and associated with overflow muscle activation.¹

The growing appreciation of the many varied clinical manifestations and causes for dystonia also has led to increasingly sophisticated approaches for organizing them into subgroups. The ideal means for classifying the

subtypes depends on the goals of the groupings. The first goal is a need to facilitate clinical descriptions for diagnosis and treatment. The second goal is to facilitate recognition of relationships among biological etiologies to elucidate pathogenesis and target development of novel treatments. Earlier classification systems attempted to merge these two different interests, with the result that some subgroups were logically ordered according for one goal, but not the other.

The recent consensus committee recommended dividing them according to two main axes. One axis focuses on the clinical manifestations and includes aspects related to age at onset, body distribution, whether there are additional neurological or non-neurological clinical features, and temporal aspects such as manner of evolution. The clinical axis is aimed at facilitating clinical recognition of syndromic patterns. The other axis focuses on biological causes and includes information regarding inheritance and whether or not overt anatomical abnormalities are evident in neuroimaging or histopathological studies. This axis is aimed at guiding organization of our growing understanding of biological mechanisms. These two axes are not mutually exclusive; they are meant to be used together for a more complete description of a particular disorder.

The recently proposed changes to the definition and classification of the dystonias followed nearly two years of deliberations that occurred in several steps. The first step was recognition that some changes were needed. This need became obvious in 2010 when an international panel of experts began planning the 5th International Dystonia Symposium. The discussions made it clear that individuals from different parts of the world had very different views on dystonia and its classifications.

The second step was formulation of a proposal for a revised definition and classification system. In an attempt to work out the differences of opinion, a subgroup of eight individuals was assembled with broad expertise that included individuals with clinical expertise with adults and children with many types of dystonia, as well as individuals with expertise in genetics and neurosciences. The group followed the guidelines for consensus conferences, which ensure that all participants are able to voice their views until a majority opinion could be reached. This opinion did not imply unanimous agreement, but rather that sufficient agreement was reached by the group to formulate a working plan for development. This proposal involved three in-person meetings over two years, and multiple email or phone exchanges in which the draft plan was circulated and critiqued.

The third step involved seeking broader input from others not part of the original working group. The proposed plan was presented publicly at the 5th International Dystonia Symposium in 2011, and feedback on the proposal was sought. The initial working group met again to review the

CONTINUED ON PAGE 7

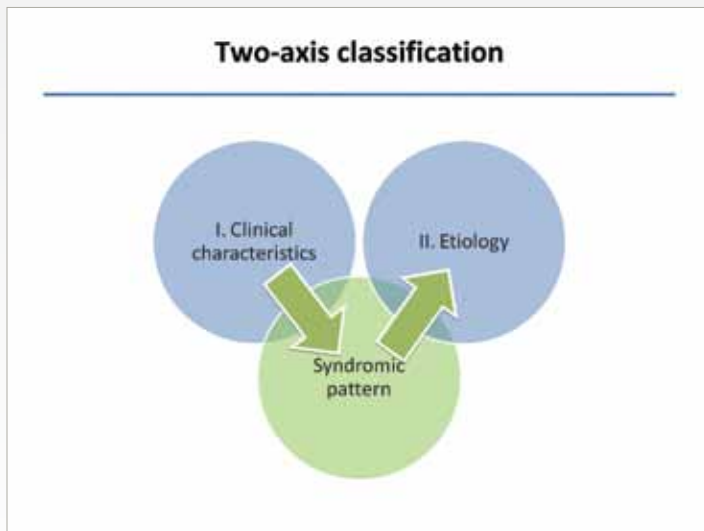
New Concepts for Dystonia CONTINUED FROM PAGE 6

feedback, and they were joined by five additional experts to provide further critique. The initial proposal was revised, multiple email and phone exchanges in which the revised proposal was circulated and critiqued. Overall, committee members agreed that the final proposal reflected a significant advance over prior definitions and classifications, although unanimous agreement could not be reached for certain items, and some flaws were recognized as needing further considering in the future.

The new classification for dystonia is innovative in separating clinical and etiological axes, and may serve as a model for classification of several other movement disorders. Fundamental changes to our core definitions of movement disorders and how we classify them are difficult to accept. Such changes should not be made without good reason and this was indeed the case for dystonia. The new definition and classification system for the dystonias reflects a significant advance, but it seems likely that it will have to adapt and grow in response to new observations and knowledge in the future.

Bibliography

1. Albanese A, Bhatia K, Bressman SB, DeLong MR, Fahn S, Fung VSC, Hallett M, Jankovic J, Jinnah HA, Klein C, Lang AE, Mink JW, Teller JK. Phenomenology and classification of dystonia: A consensus update. *Mov Disord* 2013;28:863-873.
2. Fahn S. Concept and classification of dystonia. *Adv Neurol* 1988;50:8-Jan.
3. Klein C, Fahn S. Translation of Oppenheim's 1911 paper on dystonia. *Mov Disord* 2013;28:851-862.



Two-axis classification showing the clinical recognition process. Clinical features facilitate recognition of syndromic patterns, and orient testing needed for determining (Axis II). Conversely, understanding etiology may help to understand the clinical phenotype. The two axes are mutually interconnected although there is no unequivocal correspondence between clinical phenomenology and etiology

Table 1. New classification plan for dystonia

Axis I: Clinical characteristics

Clinical characteristics of dystonia

- Age at onset
 - Infancy
 - Childhood
 - Adolescence
 - Early adulthood
 - Late adulthood
- Body distribution
 - Focal
 - Segmental
 - Multifocal
 - Hemidystonia
- Temporal qualities
 - Disease course (static, progressive)
 - Variability (persistent, action-specific, diurnal paroxysmal)
- Other clinical characteristics
 - Movement disorder
 - Isolated dystonia
 - Combined with another movement disorder
 - Other clinical problems
 - Other neurological problems
 - Other medical problems

Axis II: Etiology

- Nervous system pathology
 - Evidence for neurodegeneration
 - Evidence for structural (often static)
 - No evidence of degeneration or structural defects
- Inherited or acquired
 - Inherited
 - Autosomal recessive
 - Autosomal dominant
 - X-linked
 - Mitochondrial
 - Acquired
 - Structural brain injury
 - Infection
 - Drugs/toxins
 - Vascular
 - Idiopathic

18th International Congress Updates

Planning is nearly complete for the International Parkinson and Movement Disorder Society's 18th International Congress of Parkinson's Disease and Movement Disorders, June 8-12, 2014 in Stockholm, Sweden

Congress Registration and Housing Reservations

It is highly recommended that you choose your ticketed sessions in advance, as ticket selections cannot be guaranteed onsite. To register, please visit www.mdscongress2014.org/Registration.htm.

If you wish to reserve a hotel room through the MDS International Congress housing bureau, please view www.mdscongress2014.org/Housing.htm.

2014 International Congress Theme : "Emerging and Experimental Therapies"

At each International Congress, the Congress Scientific Program Committee selects a theme that is highlighted throughout the meeting. This year's theme, "Emerging and Experimental Therapies" will be showcased in two Plenary Sessions, seven Parallel Sessions, one Skills Workshop, one Teaching Course, and two Video Sessions. International experts will serve as faculty, and the meeting participants can elect to attend any or all of the sessions.

Scientific Sessions

The 2014 Scientific Program will incorporate Therapeutic Plenary Sessions, Plenary and Parallel Sessions, Teaching Courses, Video Sessions, Skills Workshops, Guided Poster Tours and Blue Ribbon Highlights.

Sessions will focus on the latest developments in:

- Emerging and Experimental Therapies
- Movement Disorder topics, including, but not limited to, ataxia, chorea, dystonia, myoclonus, Parkinson's disease, restless legs syndrome, spasticity, stereotypies, tics and tremors
- Basic Science issues, including, but not limited to, genetics, neuroimaging, neuropharmacology, surgical therapy and transplantation
- Other less common clinical conditions

Events

Welcome Ceremony

Sunday, June 8

19:30 – 21:30

All International Congress attendees are warmly invited to attend the International Congress Welcome Ceremony at the Stockholmssmäs-san. This event is open to all registered delegates.

MDS Video Challenge

Wednesday, June 11

19:00 – 22:00

Please join Masters of Ceremony Anthony Lang and Kapil Sethi as they host a world-renowned panel of Movement Disorders experts in guiding participants through unique Movement Disorder cases. The cases will be presented by representatives from Movement Disorder Centers around the world and discussed by the Panel of Experts. Awards will be given for the most interesting and challenging cases. Country pride will add an enjoyable spirit of competition to this event. The goal of this session is for attendees to learn from a series of unusual, very interesting patients and see how senior experts approach these types of challenging cases.

The 2014 Panel of Experts:

Orlando Barsottini, *Brazil*

Victor Fung, *Australia*

Daniel Healy, *Ireland*

Björn Holmberg, *Sweden*

David Riley, *USA*

This event is open to all registered delegates. For more information about the MDS Video Challenge, please visit www.mdscongress2014.org/home/Events/Video-Games.htm or contact the MDS International Secretariat at ssmith@movementdisorders.org.

New in 2014! MDS Launches a New and Improved Website and *Movement Disorders – Clinical Practice* Journal

— Hubert Fernandez, MD, Head, *Movement Disorders*, Cleveland Clinic, Cleveland, OH, USA, MDS Website Co-Editor

— Susan Fox, MRCP (UK), PhD, Associate Professor of Neurology, University of Toronto, Toronto Western Hospital, Toronto, ON, MDS Website Co-Editor

After final approval by MDS leadership, we are pleased to have officially launched a full website redesign and look forward to showcasing the Society's "new and improved" website at the 18th International Congress in Stockholm this June.

The new website boasts many new improvements, including an all new look and easier site navigation, enhanced searchable video and multimedia content, and responsive design for optimal viewing on all desktop, mobile and tablet devices. While much has changed, the website continues to offer the same great resources, interactive tools and members-only features.



Scan to go directly to the MDS website.

In other website news, the inaugural issue of *Movement Disorders – Clinical Practice* is now available on the MDS website. This issue features 17 articles and corresponding videos related to clinical aspects of movement disorders.

MDS congratulates the editors, Marcelo Merello, MD, PhD, of Buenos Aires, Argentina, and Kailash Bhatia, MD, DM, FRCP, of London, United Kingdom, for their dedicated efforts in launching this first issue.

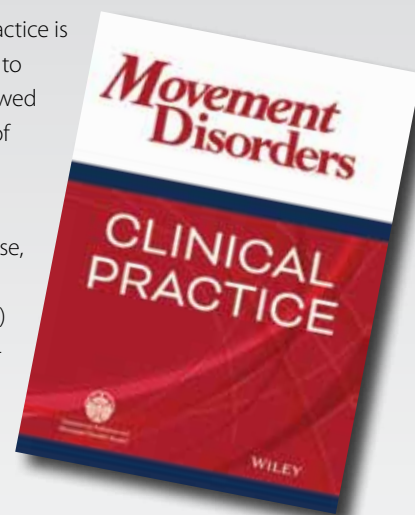
Movement Disorders – Clinical Practice is an online-only journal committed to publishing high quality peer reviewed articles related to clinical aspects of movement disorders.

These broadly include:

- Phenomenology (interesting case, case series, rarities)
- Investigative (genetics, imaging)
- Translational (phenotype-genotype, etc.)
- Treatment aspects (clinical guidelines, diagnostic and treatment algorithms)

In addition, the journal encourages the publication of educative material (solicited and unsolicited reviews), clinical-pathological cases, drug trial results and task force reports related to the field of movement disorders. Submission of multimedia materials (videos, podcasts, graphics, etc.) accompanying all types of articles is encouraged.

To learn how to submit a manuscript to or watch an informational video about *Movement Disorders – Clinical Practice*, scan the code below with your Smartphone or visit <http://www.movementdisorders.org/MDS/Journals/Clinical-Practice-E-Journal.htm>.



Scan to learn more about *Movement Disorders–Clinical Practice*

Special Interest Group Update: Health Professionals (Non-Physician)

— Ruth Hagestuen, RN, MA, Minnetonka, MN, USA, Chair, Health Professionals (Non-Physician) Special Interest Group

Since forming in 2009, the Health Professionals (Non-Physician) Special Interest Group (SIG), of the International Parkinson and Movement Disorder Society (MDS), has grown from just a few interested individuals to more than 300 members! A core group of these Health Professionals meets bimonthly via teleconference to discuss ways to integrate within the Society and educate health professionals through various educational workshops around the world and online.

The mission of the Health Professionals (Non-Physician) SIG is to establish within MDS an international interdisciplinary network of professionals in counseling, nursing, rehabilitation and genetics, who enrich and broaden the scope of care, management and research initiatives in Movement Disorders.

This year, at the **International Congress in Stockholm, June 8-12, 2014**, the Health Professionals (Non-Physician) will offer the groups' annual networking breakfast on Wednesday, June 11, 2014 at 7:00. All health professionals attending the International Congress are warmly invited to attend.

There will be two key presentations during this meeting by:

<i>Fay Horak, PhD, PT</i>	<i>Gila Bronner, MPH, MSW, CST</i>
Professor of Neurology	Director, Sex Therapy Service
Oregon Health and Science	Sheba Medical Center, Israel

University, USA

The following sessions with Health Professionals featured as faculty will be taking place at the 2014 International Congress:

Skills Workshops

- 2414: *Exercise therapy in movement disorders*
Monday, June 9, 2014 (18:00 – 19:30)
- 3412: *Update on bladder and sexual dysfunction in parkinsonian disorders*
Tuesday, June 10, 2014 (18:00 – 19:30)
- 4413: *Palliative care for parkinsonian syndromes*
Wednesday, June 11, 2014 (17:30 – 19:00)

Parallel Sessions

- 2205: *Gait disturbance in Parkinson's disease: A postural control or locomotor defect?*
Monday, June 9, 2014 (15:30 – 17:30)
- 3205: *Management of gastrointestinal system in movement disorders*
Tuesday, June 10, 2014 (15:30 – 17:30)



Scan to see more sessions, updated information, and the International Congress Scientific Program.

Proposals for Training in Fall 2014



Scan to visit the group's webpage for more information and to watch a special "Welcome Video" from the Chair.

Visit www.movementdisorders.org and watch for information on upcoming proposals for the HP Training scheduled for Fall 2014.

Learn more about their activities and plans for 2014 and beyond.

Find us on Facebook and connect with other MDS Health Professionals. Share your news, photos, and questions with the group and stay connected.

MDS Affiliate Member: Swedish Movement Disorder Society, SWEMODIS – the Swedish Organization for Physicians and Scientists Working with Parkinson’s Disease and Movement Disorders

— Per Odin, MD, PhD, Chairman, SWEMODIS

The Swedish Movement Disorder Society, SWEMODIS, is a society for professionals working with Parkinson’s disease and movement disorders in Sweden. SWEMODIS presently has around 100 members, mainly physicians, but also experimental scientists, and is an affiliate member society of the International Parkinson and Movement Disorder Society.


SWEMODIS was founded in 1995 at a dedicated meeting at the Karolinska Institute, Stockholm, with most of Sweden’s movement disorder specialists present. At this meeting, Professor Arvid Carlsson gave the key lecture on the history behind the development of L-dopa. For those interested, Arvid Carlsson will give another lecture to this theme in the first symposium of the upcoming MDS International Congress in Stockholm on 8 June 2014. Together with professor Olle Lindvall and professor Göran Steg, Arvid Carlsson is now honorary member of SWEMODIS.

A main activity of SWEMODIS is to organize conferences and symposia. Since 1995, SWEMODIS has been responsible for 42 major meetings on movement disorders. The largest meeting so far was *Dopamine 50 years* – a meeting around the role of dopamine in health and diseases, which was organized in Gothenburg in 2007 to celebrate the fact that dopamine was first described as a transmitter of its own in Sweden in 1957. This meeting gathered 600 international participants.

SWEMODIS is also responsible for the Swedish national guidelines on diagnosis in treatment of Parkinson’s disease. These guidelines are updated once yearly and are available on SWEMODIS homepage, www.swemodis.se. The guidelines have been adapted, with some limited changes, by the Swedish Medical Products Agency, as national guidelines for Parkinson therapy.

SWEMODIS is also involved in several educational activities around movement disorders. Twice each year, the society coordinates a one-week course in movement disorders for young doctors that are under specialist education to become neurologists. SWEMODIS organizes refresher courses for those who are professionally working with Parkinson’s disease and movement disorders.

SWEMODIS research activities are performed within its daughter organization, SWEPPAR. SWEPPAR, which was started in 2009, thus represents the research branch of SWEMODIS. SWEPPAR has all university neurology departments in Sweden as members, and also the leading experimental research groups working with movement disorder related scientific



activities. The main aim of SWEPPAR is to stimulate movement disorder related research, both basic, clinical and not least translational projects. A main project driven by SWEPPAR is to set up a national registry of Parkinson’s disease patients in Sweden. This registry was started in 2013 and will cover as many as possible of Sweden’s Parkinson’s patients. The aim is both to get a quality control of Sweden’s Parkinson’s care, but also to serve as a source for research.

Together with the sister organizations in Denmark, Norway and Iceland, SWEMODIS has formed the umbrella organization, the Scandinavian Movement Disorder Society (ScandMODIS; www.scandmodis.org). The aim with ScandMODIS is to stimulate educational and scientific activities on the movement disorder area on a Scandinavian level. ScandMODIS is responsible for the largest Scandinavian meeting on Parkinson’s disease (the Scandinavian meeting on Parkinson’s disease and related disorders), which takes place once yearly and gathers about 200 participants. ScandMODIS is also a major partner in organizing the German-Scandinavian meeting on Movement Disorders, which is organized in Kiel and Gothenburg every second year for the past 16 years. ScandMODIS is also responsible for a Scandinavian course for young neurology specialists who want to become movement disorders specialists. This course runs over three years and the participants get their education at six different Scandinavian University Hospitals over a total of 20 days. ScandMODIS is also providing common Scandinavian guidelines for the advanced Parkinson’s therapies (Apomorphine, Levodopa-carbidopa intestinal gel and Deep Brain Stimulation). Finally, ScandMODIS has been a key factor in recruiting the MDS International Congress to Stockholm this year and ScandMODIS has suggested the members of the Congress Local Organizing Committee, CLOC, for this meeting.

SWEMODIS also has very good relations with the Swedish Parkinson Patient Society (Svenska Parkinsonförbundet; www.parkinsonforbundet.se). Together these organizations work for improved information and health care for Parkinson’s in Sweden, and also to stimulate research and education. Together we have initiated a new internet platform for information on Parkinson’s disease, www.parkinsonguiden.se.

On behalf of SWEMODIS, SWEPPAR, ScandMODIS and Parkinsonförbundet, we now warmly welcome MDS and its members to Stockholm on 8-12 June 2014.

My Generation: Dr. Melissa Armstrong

— *Melissa Armstrong, MD, MSc, University of Maryland School of Medicine, Baltimore, MD, USA*

— *Anthony E. Lang, OC, MD, FRCPC, FAAN, FCAHS, FRSC, Toronto Western Hospital, University of Toronto, ON, Canada*



Dr. Melissa Armstrong tells us about her road to her subspecialty career:

Dr. Armstrong: My pathway to Movement Disorders was a winding path blessed by many providential opportunities and great mentorship. Like many drawn to medicine, I had a great desire to help people from an early age. My journey to medicine was less about science and more about

the chance medicine provides to touch people's lives. While a medical student, I enjoyed the internal medicine subspecialties and applied to internal medicine residencies. My required neurology rotation did not occur until February of my fourth year of medical school, after neurology residencies had already matched and my rank list for internal medicine was submitted. In a bit of a panic, I realized that I had nearly missed my calling, but circumstances worked out such that I was able to switch residencies and train in neurology under the mentorship of José Biller. Another residency mentor counseled that I would enjoy movement disorders, but my hospital had no specialists in that area, so lacking a subspecialty interest, I accepted an academic general neurology position. In the final months of my neurology residency, I spent a month at the movement disorders clinic at Rush University Medical Center. Those weeks were transformative and once again, I realized that I needed to revise my path, this time to Movement Disorders. I worked for a year as a general neurologist as planned and then had the incredible opportunity to move to Toronto for a fellowship. The year in general neurology served me well, cementing my neurology foundation and also helping me realize that with my clinical appointment, I missed the research to which I had been exposed as a resident. This important recognition prompted me to supplement the clinical fellowship at Toronto Western Hospital with a master's degree in health care research at the University of Toronto. I feel very fortunate that I found Movement Disorders despite a couple "near misses." I am also very blessed by many influential mentors, particularly Dr. Lang and others at Toronto Western.

Prof. Lang: I'm not sure that we could ever claim a "near miss" when it came to Melissa. Although we have a great many applicants for our fellowship program, the very strong advocacy I received from my friend and highly respected colleague, Jose Biller, made it almost impossible not to select Melissa for one of our fellowship slots. We never regretted that choice. She was a great team player and always a pleasure and a joy to work with. She has an infectious upbeat personality that our entire unit benefitted from. She showed a unique empathy for her patients and their families that was readily apparent in all of her clinical interactions and she was sorely missed by her patients when she left Toronto. Finally, she showed an enthusiasm and hunger in the pursuit of research that made it easy to support her choice to pursue the Clinician-Scientist career path. I was also delighted to learn that she had chosen to join my longstanding collaborators and friends, Bill Weiner and Lisa Shulman in Baltimore, for the next leg of her academic journey.

Dr. Armstrong: My particular clinical and research interests are in the cognitive aspects of Parkinson's disease and the atypical parkinsonisms. Through mentors at Toronto Western, I was able to work on projects relating to the diagnosis of corticobasal degeneration and screening for mild cognitive impairment in PD. Individuals with these conditions and other atypical parkinsonisms are also my main clinical focus. Medical students often avoid this area, saying that there is too little to do to help these patients. I quickly point out how wrong they are! While pharmacologic options are sometimes limited, there are so many ways we can make a practical difference in these patients' lives – reducing harmful medications, arranging for home services, recommending good footwear that won't contribute to falls, suggesting that patients with festination switch to walkers without four wheels, querying about caregiver burden, and more. Often just acknowledging that the problems raised at the visit are part of the disease can make such a big difference, reinforcing the desire to help people that initially sparked my interest in medicine. These practical issues also lead to important research questions. How much might cognition contribute to early retirement in PD? How best to assess for mild cognitive changes in PD? How do we involve patients with parkinsonism and cognitive impairment in decision making? Collaboration with colleagues at the University of Maryland and Toronto Western allows me to explore these important and relevant issues.

MDS-European Section Letter from the Chair

— Olivier Rascol, MD, PhD, Professor of Clinical Pharmacology at Toulouse University Hospital, Toulouse, France, Chair, MDS European Section



Since the last issue of *Moving Along*, the MDS-European Section held a strategic retreat in Toulouse, France which allowed the MDS-ES Executive Committee and Officers to discuss and implement strategies to develop movement disorders education initiatives in Europe, formalize a new partnership with the future European Academy of Neurology and rein-

force relationships with patients' organizations, national movement disorder societies, national research networks and sponsors within Europe. We were honored that Dr. Matthew Stern, President of the International Parkinson and Movement Disorder Society, could join and participate in the debates.

In response to this strategic retreat, it is a pleasure as the Chair of the Section to announce that the MDS-ES is organizing a record number of educational activities in 2014, thanks to the efforts of the MDS-ES Education Committee chaired by Prof. Angelo Antonini. Such educational activities are continuing and expanding the successful portfolio implemented within the last few years by Prof. Joaquim Ferreira and his previous MDS-ES Education Committee. As an example, the MDS-ES held seven courses in six European countries in 2013. These include:

- Evidence-Based Medicine: An Update on Treatments for Parkinson's Disease; Innsbruck, Austria; January 18, 2013; Course Directors: Prof. Klaus Seppi and Dr. Susan Fox; 28 attendees
- Second Annual MDS-ES Winter School for Young Neurologists; Tartu, Estonia; March 1-3, 2013; Course Directors: Prof. Pille Taba, Prof. Marie Vidailhet and Prof. Joaquim Ferreira; 48 participants
- MDS Allied Health Professional Summer School: Physiotherapy for people with Parkinson's disease; Nijmegen, Netherlands; July 4-6, 2013; Course Directors: Prof. Bastiaan Bloem, Ms. Samyra Keus; 48 participants
- MDS-ES Sixth Annual Summer School for Young Neurologists, London, United Kingdom; July 26-28, 2013; Course Directors: Prof. Kailash Bhatia, Prof. Werner Poewe and Prof. Niall Quinn; 46 participants
- Uncommon Causes of Movement Disorders; Rome, Italy; October 11-12, 2013; Course Director: Prof. Angelo Antonini; 108 participants
- Conduct and Interpretation of Clinical Trials in Movement Disorders; Toulouse, France; October 29-31, 2013; Course Directors: Prof. Joaquim Ferreira and Prof. Olivier Rascol; 29 participants
- Deep Brain Stimulation for Movement Disorders; London, United Kingdom; November 28-29, 2013; Course Director: Dr. Patricia Limousin; 75 participants

In an effort to further improve the overall quality and value of such courses, it has been agreed that the MDS-ES Education Committee will plan courses farther in advance and encourage course series proposals. The 2014 courses as proposed include:

- Parkinson's Disease Educational Course for Industry Professionals; Stockholm, Sweden; June 7, 2014; Course Directors: Dr. Charles Adler and Prof. Joaquim Ferreira
- Deep Brain Stimulation for Movement Disorders; Milan, Italy; July 10-11, 2014; Course Directors: Prof. Alberto Albanese, Dr. Angelo Franzini and Dr. Francesc Valldeoriola
- Summer School for Young Neurologists; Barcelona, Spain; July 18-20, 2014; Course Directors: Prof. Eduardo Tolosa Co-directors: Prof. Nir Giladi, Prof. Vladimir Kostić and Dr. Maria Josefa Martí
- Botulinum Toxin in Neurological Practice; Ljubljana, Slovenia; September 5-6, 2014; Course Director: Prof. Zvezdan Pirtosek Co-director: Prof. Carlo Colosimo
- Allied Health Professionals Summer School; Lisbon, Portugal; September 25-27, 2014; Course Directors: Prof. Bastiaan Bloem, Prof. Joaquim Ferreira and Ms. Samyra Keus
- Deep Brain Stimulation for Movement Disorders; Budapest, Hungary; September 11-12, 2014; Course Directors: Dr. Norbert Kovács, Dr. Gertrúd Tamás and Prof. Jens Volkmann
- Genetics of Parkinson's Disease and Other Parkinsonian Syndromes in Clinical Practice; Athens, Greece; October 3-4, 2014; Course Directors: Dr. Maria Stamelou and Dr. Georgia Xiromerisiou
- 50 Years of Progressive Supranuclear Palsy; Munich, Germany; October 10-11, 2014; Course Directors: Prof. Günther Höglinger and Prof. Carlo Colosimo
- Diagnosis and Treatment of Cognitive Dysfunction in Movement Disorders; Newcastle upon Tyne, United Kingdom; Spring 2015; Course Directors: Prof. David Burn, Dr. Roger Barker, Prof. Murat Emre and Prof. Angelo Antonini

We are proud to emphasize the success of the MDS-ES Winter and Summer Schools which are among the most emblematic educational initiatives of our Section. MDS-ES received 150 applications to attend the 2014 MDS-ES Winter Course organized this February in Belgrade, Serbia, with the help of Prof. Vladimir Kostić and his team. The future 2014 and 2015 Summer and Winter Schools are planned in Barcelona, Prague, Lisbon, Tel Aviv and Aarhus. We are expecting many attendees at these courses.

The MDS-ES continues our commitment to supporting education to individuals living in areas with limited access to resources. For example, Developing World Education Programs supported by the MDS-ES are being organized in Bulgaria, Moldova, Morocco, Russia and Ukraine this year. We're also holding Winter School this year in

CONTINUED ON PAGE 14

MDS-European Section Letter from the Chair CONTINUED FROM PAGE 13

Belgrade, Serbia at which 20 bursaries were awarded to students from underserved areas of our region. We plan to offer bursaries at our future Summer and Winter Schools as well. Lastly, the MDS-ES is supporting four fellowships for individuals from Armenia, Cameroon, Egypt and Tunisia this year. The MDS-ES will continue to look for opportunities to support education throughout our region, and we look forward to expanding the reach of our programs.

Apart from these educational activities, another important issue that has occupied the Executive Committee of the European Section during the last few months refers to the future relationship between the MDS-ES and the European Academy of Neurology (EAN). For the past 10 years, the MDS-ES has been partnering successfully with the European Federation of Neurological Societies (EFNS) to manage and organize initiatives related to movement disorders, including teaching courses and related sessions at the EFNS Annual Congresses, fellowship programs and scientific issues. As many of you are aware, the EFNS and the European Neurological Society (ENS) have worked successfully to merge. EFNS and ENS will be holding a Joint Congress in Istanbul, Turkey, May 31-June 3, 2014. On the occasion of this congress, the EAN will be officially created as a new organization bringing together and replacing EFNS and ENS. The first Congress of the EAN will take place a year later, in 2015, in Berlin. It is therefore time to anticipate how the MDS-ES and EAN will collaborate in the future. I am pleased to announce that following very positive discussions between the MDS-ES and the EFNS/ENS Transition Taskforce, the MDS-ES Executive Committee unanimously recommended that we should maintain the model of the existing partnership with EFNS up to the 2015 EAN inaugural Congress in Berlin. Dr. Stern, as the President of MDS, approved this position and co-signed with me the extension of our contract. Preparations of the 2015 EAN scientific program are therefore underway. Further negotiations referring to 2016 and beyond are scheduled as soon as the EAN Board is officially elected later this year at the congress in Istanbul. The MDS-ES will continue these negotiations with the same spirit and with the hope that we'll renew this fruitful collaboration on the model of the previous one.

Also in response to the discussion at the strategic retreat, it was decided that MDS-ES should encourage connections between existing research networks focused on Parkinson's disease or other movement disorders at the national level. We anticipate an increase in EU-based funding opportunities for coordinated research activities, and the European Section would then like to facilitate national

networks to meet together. Prof. Huw Morris and I are in the process of identifying such networks in the different European countries, and we welcome their contributions. MDS-ES is also planning to organize a one hour meeting with these networks this coming June during the MDS International Congress in Stockholm, and we expect that colleagues involved in or representing such networks will take advantage of this initiative to share experience and discuss potential common objectives.

Other exciting and important issues are also being considered within the Section. Ways to reinforce our partnership with patient associations are under discussion, on the occasion, for example, of World Parkinson's Day. Further collaborations with the MDS Task Force on Africa, chaired by our colleague Dr. Richard Walker, are encouraged in order to increase the opportunities of young neurologists from underserved countries profiting from the MDS-ES educational initiatives. We also hope for greater interactions with the Pan American and Asian and Oceanian MDS Sections in order to share experiences and eventually replicate successful initiatives initiated in each Section.

In closing, 2014 should be a special year for the MDS-ES. Our educational program is expanding and remains, as from its very beginning, a successful and attractive model, thanks to the commitment, efficacy and enthusiasm of the MDS-ES Education Committee and the support of the MDS Secretariat. 2014 will also be a key year regarding our future collaboration with the European Academy of Neurology. Finally, as you all know, this June, Europe will host the International Congress of Parkinson's Disease and Movement Disorders in Stockholm. I am sure that many members of the MDS-ES will attend it to enjoy an exciting Scientific Program, and I expect that such a program will encourage many European colleagues to attend and become new MDS-ES members.

I look forward to seeing you all there.

Sincerely,



Olivier Rascol, MD, PhD
Chair, MDS-ES

Uncommon Causes of Movement Disorders – Rome, Italy, October 11–12, 2013

— Angelo Antonini, MD, PhD, Director of the Institute of Neurology at the IRCCS Hospital San Camillo, Venice, Italy

The Uncommon Causes of Movement Disorders course was held in Rome, Italy, on October 11–12, 2013, under the direction of the MDS-European Section Education Committee Chair, Prof. Angelo Antonini. This course offering was a unique addition to the European Section's educational portfolio because it was the first time the section held a course focused on orphan topics of movement disorders. The course had higher than expected attendance with over 100 participants from Western and Eastern Europe and one participant from the United States. The Uncommon Causes of Movement Disorders course was held immediately following the Italian Parkinson national neurological congress hosted by LIMPE/DISMOV-SIN and had a strong presence of Italian neurologists. MDS worked with LIMPE to organize Italian continuing education credits for participants, and the course was also accredited by the EACCME.

The first day of the course addressed spino-cerebellar ataxia, Wilson's disease, clinical and genetic delineation of neurodegeneration with brain iron accumulation and sleep alterations in movement disorders.

Following the plenary sessions, the faculty presented rare and unusual movement disorder phenomena during a lively video dinner session.

The second day covered the topics of metabolic movement disorders, paroxysmal movement disorders, diagnostic neuroimaging patterns, non-Huntington disease choreas, dystonic and other rare tremor disorders, treatment of other hyperkinetic movement disorders and deep brain stimulation of unusual movement disorders.

Overall the Uncommon Causes of Movement Disorders course was a comprehensive program that covered a wide range of rare and unusual disorders in a clinically oriented manner that was rich with videos and case study examples for the participants to learn through. All of the attendees indicated that they would like to see MDS present more educational activities on this type of topic and the European Section is currently planning future courses on rare and orphan topics.

Design, Conduct and Interpretation of Clinical Trials in Movement Disorders – Toulouse, France, October 29–31, 2013

— Olivier Rascol, MD, PhD, Professor of Clinical Pharmacology at Toulouse University Hospital, Toulouse, France; Chair, MDS European Section

— Joaquim J. Ferreira, MD, PhD, Professor of Neurology at the University of Lisbon, Lisbon, Portugal; Chair, MDS Education Committee, President-Elect MDS European Section

The Design, Conduct and Interpretation of Clinical Trials in Movement Disorders course was held in Toulouse, France at the University of Toulouse, October 29–31, 2013 under the direction of Prof. Joaquim Ferreira and Prof. Olivier Rascol. The three-day course was jointly organized by the French Clinical Research Infrastructure Network (F-CRIN) and the MDS-European Section. It was also sponsored by the European Huntington's Disease Network (EHDN).

The first day featured an introductory overview on Parkinson's disease and Huntington's disease pathogenesis, clinical phenomenology and management. This first day was especially designed as an initiation dedicated to colleagues from the pharmaceutical industry unfamiliar with movement disorders. The second day provided participants (coming both from private pharmaceutical industry and academic neurological departments) with an overview on Clinical Trial Methodology with specific reference to Parkinson's disease and Huntington's disease regarding study designs, clinical outcomes,

biomarkers, placebo effect, etc. The third day featured workshops on specific examples of clinical trials in Parkinson's disease and Huntington's disease. Attendees were split into working groups, and each group received a package presenting an imaginary scenario with a documentation summarizing the previous development steps allowing building-up the design of a clinical trial in Parkinson's disease and Huntington's disease. Each scenario was elaborated in advance by the panel, in order to provide illustrative examples of the main types of issues discussed on the previous day.

The specific goal of the course was to improve the efficiency and development of clinical trials in movement disorders. Attended by 29 pharmaceutical industry professionals and academic researchers, the participant feedback was overwhelmingly positive. The MDS-ES is committed to providing additional industry education in the region, and plans for a second, similar course are underway.

Deep Brain Stimulation for Movement Disorders – London, United Kingdom, November 28–29, 2013

— Patricia Limousin-Dowsey, MD, PhD, Senior Lecturer at the Institute of Neurology, London, United Kingdom

The Deep Brain Stimulation for Movement Disorders course, held at the Institute of Neurology, Queens Square, London, United Kingdom, November 28–29, 2013, had great interest, with 74 practitioners in attendance. The course opened with an introduction by Course Director, Patricia Limousin-Dowsey, MD, PhD, and was followed by a general introduction to Deep Brain Stimulation (DBS), which was given by Ludvic Zrinzo, MD, PhD, FRCSEd. This was followed by an introduction to the programming of DBS systems, given by Jens Volkmann, MD, PhD, who also covered DBS for dystonia. The first day concluded with a lecture on DBS for tremor, which was presented by Rob de Bie, MD, PhD.

The second day began with a presentation on DBS for Parkinson's disease by Paul Krack, MD, and postoperative management/trouble shooting, which was covered by Dr. Limousin-Dowsey. The topic DBS targets and alternative advanced treatment cases and discussion was covered by Thomas Foltynie, PhD, MRCP. The second day concluded with small group breakouts where participants examined DBS patients and discussed treatment course, postoperative management problems and stimulation settings.

The course evaluation results indicated that participants would like to see more educational events on DBS, and the Society is currently planning additional DBS courses in the MDS-ES region. MDS would like to thank Dr. Limousin-Dowsey for her work on organizing this course.

Now Available on the MDS Website! *Movement Disorders Clinical Practice*

EDITORS:

Kailash Bhatia
MDCP Eastern Hemisphere, Editor-in-Chief

Marcelo Merello
MDCP Western Hemisphere, Editor-in-Chief



Movement Disorders - Clinical Practice is an online journal committed to publishing high-quality, peer reviewed articles related to clinical aspects of movement disorders.

MDCP encourages the submission of multimedia material accompanying all types of articles.

Submit your articles at:
<http://mc.manuscriptcentral.com/mdcp>



MDS-0314-222

MDS-Asian and Oceanian Section Letter from the Chair

— Louis Tan, FRCP, Senior Consultant Neurologist, National Neuroscience Institute, Singapore, Chair, MDS-AOS



Since the last edition of *Moving Along*, MDS-AOS has organized a large number of outreach programs and MDS courses that have benefitted 2,350 participants from the region. We are grateful for the hard work and contributions of MDS-AOS members and the MDS-AOS Education and Executive Committees in bringing these educational

programs to fruition. These programs are summarized below:

Date	Program	City/Country	Host	Attendees
August 23-24, 2013	Developing World Education Program	Penang, Malaysia	Thien Thien Lim	159
September 14-15, 2013	Developing World Education Program	Tagaytay, Philippines	Roland Dominic Jamora	174
September 21, 2013	Developing World Education Program	Ho Chi Minh City, Vietnam	Minh Le	171
November 2, 2013	Developing World Education Program	Cheng Du, China	HuiFang Shang	300
December 13, 2013	Botulinum Toxin for Neurological Disorders	Kuala Lumpur, Malaysia	Shen-Yang Lim	200
February 21-23, 2014	Ambassador Program	Mumbai, India	Bhim Singhal	850
February 21, 2014	Evidence-Based Medicine Update	Kuala Lumpur, Malaysia	Shen-Yang Lim	196
March 5-7, 2014	Developing World Education Program	Bangalore, India	Phalguni Alladi	50

In addition, MDS-AOS has received nine applications for the MDS-AOS Training Fellowship Program. These applications are currently being reviewed by the MDS-AOS Training Fellowship Program Subcommittee.

Moving ahead, MDS-AOS will be launching a number of new programs. On April 12-13 2014, MDS-AOS hosted its first educational program in the Middle East. The organization of the *First Middle East Camp for Parkinson's, Movement Disorders and Neuromodulation* in Dubai, United Arab Emirates, was led by Dr. Jawad Bajwa, a member of the MDS-AOS Education Committee. This will be followed by the organization of the first MDS-AOS Basic Science Summer School in Taipei in July 2014, directed by Prof. Robin, past MDS-AOS Chair. This summer school is specially catered to young basic and translational researchers from the region. By reaching out to these scientists from the region, MDS-AOS hopes to increase participation in MDS from the region and to foster greater collaborations within the region.

MDS-AOS is also preparing for the 4th Asian and Oceanian Parkinson's Disease and Movement Disorder Congress (AOPMC). MDS-AOS is grateful to Dr. Roongroj Bhidayasiri, Chair of the AOPMC Scientific Program Committee and Local Organizing Committee, and his team in Thailand and MDS-AOS for their tremendous work in providing the logistic support, fundraising and developing the program for the 4th AOPMC with the support of the International Secretariat. The plans are coming along well, thanks to their hard work and commitment to the AOPMC.

Recently, there have been some concerns raised about the political situation in Bangkok. After much consideration, MDS-AOS leadership has decided to move the 4th AOPMC from Bangkok to Pattaya to ensure the success of the AOPMC. The dates remain the same from November 28-30, 2014. Pattaya is located south of Bangkok and is conveniently accessible by highways from the Bangkok Suvarnabhumi Airport. In line with this decision, the leadership has also decided to postpone the 10th International Symposium of the Asian Pacific Parkinson Association (APPA), a meeting for patients and caregivers, to 2015.

The success of MDS-AOS depends on the active support and contributions of all its members. We look forward to your continued help to:

- Encourage MDS membership
- Organize education programs in your countries
- Participate at the 4th AOPMC in Pattaya, Thailand in November 2014

With Best Regards,

Louis Tan, FRCP
Chair, MDS-AOS

MDS-AOS Botulinum Toxin for Neurological Disorders Training Course – Kuala Lumpur, Malaysia, December 13, 2013

— *Shen-Yang Lim, MBBS, MD, FRACP, Consultant Neurologist and Parkinson's Disease/Movement Disorders Specialist at University of Malaya, Kuala Lumpur, Malaysia*

A comprehensive botulinum toxin teaching course was held for the first time in Malaysia at the University of Malaya Medical Centre, Kuala Lumpur, on December 13, 2013.

This one-day workshop consisted of didactic lectures from international and local experts. Most lectures were followed by demonstrations and interactive case discussions that included 16 local patients. Demonstrations by expert injectors were video recorded by professional audio-visual staff, with close-up footage broadcast live to the audience. Topics covered included: "Principles of Clinical Use & Targeting Techniques," "Blepharospasm & Hemifacial Spasm Injections," "Cervical Dystonia Injections," "Oromandibular/Lingual, Parotid & Laryngeal Dystonia Injections," "Limb Dystonia Injections," "Limb Spasticity Injections" and "Injections in Children."

The course was well attended with 190 participants which is the highest attended MDS regional course to date. Neurologists and rehabilitation medicine physicians and trainees came from across Malaysia and other countries in the Asian and Oceanian region,

including Bahrain, Brunei, Hong Kong, India, Indonesia, Korea, Myanmar, Philippines, Singapore, Sri Lanka, Taiwan, Thailand and Vietnam. The faculty consisted of Dr. Lim Shen-Yang (Course Director), Dr. Erle Lim, Dr. Norlinah Md. Ibrahim, Dr. Goh Khean Jin, Dr. Raymond Rosales, Dr. Austen Peter Moore, Dr. Witsanu Kumthornthip and Dr. Chern Phei Ming. Additional chairs included Dr. Tan Chong Tin, Dr. Santhi Datuk Puvanarajah and Dr. Lim Thien Thien. Supporting Staff included Dr. Rishikesan Kuppusamy, Dr. Tan Ai Huey and Ms. Letchumy Praba Ramanaidu.

Of the participants surveyed 94% "strongly agreed" or "agreed" that the content of the program was relevant to their practice. Additionally, 98% participants "strongly agreed" or "agreed" that participation in the course enhanced their professional effectiveness. All of the participants (100%) indicated that they would like MDS to continue to offer educational activities on this topic. A significant number of respondents stated that, in the future, a one-and-a-half or two-day course would be better.

MDS-AOS Ambassador Program – Mumbai, India, February 21–23, 2014

— *Victor Fung, MBBS, PhD, FRACP, Director of Movement Disorders Unit in the Department of Neurology at Westmead Hospital, Sydney, Australia*
— *Günther Deuschl, MD, Head of the Department of Neurology at Christian-Albrechts-University, Kiel, Germany*

The Neurology Update Mumbai was a three day program which took place February 21-23, 2014 in Mumbai, India. There were 850 participants which accounted for over two thirds of India's approximately 1200 neurologists. Many doctors in India find it hard to travel to conferences outside of India, and therefore a meeting such as this provides an invaluable opportunity to gain a global perspective of state of the art practices in neurology. We were very fortunate to participate as MDS Ambassadors at this program.

The program featured local and international faculty members, including world-renowned experts in stroke, neurocritical care, autoimmune and demyelinating disorders, neuro-oncology and epilepsy. As the faculty members specializing in Movement Disorders, we were invited to speak on movement disorders emergencies, Parkinson's disease medical and surgical therapies, tremor and unusual movement disorders. We also took part in an interactive session entitled "My Most Challenging Case." Additionally, we spent a morning with the Mumbai Parkinson's Disease and Movement Disorders Society, a Parkinson's disease patient and caregivers organization in Mumbai. There, we had the opportunity to see their dance therapy program and gave short lectures on the treatment of motor and non-motor symptoms.

This program both enhanced movement disorders education in India and reinforced the commitment that MDS has to promoting knowledge and care of patients with movement disorders in developing countries. We hope that our attendance at this meeting as MDS Ambassadors will further cement our strong relationship with neurological education and research in India.



Prof. Günther Deuschl with members of the Mumbai Parkinson's Disease and Movement Disorders Society

Evidence-Based Medicine Update on Treatments for Parkinson's Disease and The Malaysian Movement Disorders Council (MDC) Teaching Course – February 21-23, 2014

— *Shen-Yang Lim, MBBS, MD, FRACP, Consultant Neurologist and Parkinson's Disease/ Movement Disorders Specialist, University of Malaya Medical Centre, Kuala Lumpur, Malaysia*

The Evidence Based Medicine Update on Treatments for Parkinson's Disease and the Malaysian Movement Disorders Council Teaching Course took place on February 21-23, 2014 in Kuala Lumpur, Malaysia. The EBM course was the third in the course series and the first in the AOS region, the first two being in Toronto (PAS) and Innsbruck (ES). The MDC Teaching Course was also supported by the MDS-AOS Visiting Professor Outreach Program.

More than 200 attendees attended the event, the highest number of participants so far for an MDS EBM Course. Besides local delegates from Malaysia, participants came from Vietnam, Myanmar, Thailand, Singapore, Philippines, Sri Lanka, Bangladesh, Australia and New Zealand. The faculty consisted of Dr. Anthony E. Lang (MDS Visiting Professor), Dr. Susan H. Fox and Dr. Lim Shen-Yang (EBM Workshop Co-Directors), Dr. Cristina Sampaio, Dr. Klaus Seppi, Dr. Norlinah Mohamed Ibrahim (Chair, MDC), Dr. Santhi Datuk Puvanarajah, Dr. Tajul Arifin bin Tajudin, Dr. Tan Ai Huey, Dr. Lim Thien Thien, Dr. Ooi Phaik Yee, Dr. Lee Moon Keen and Dr. Shanthi Viswanathan and was

supported by the Secretariats of the MDC (Loh Hui Pin) and MDS (Megan Daniels).

The evidence basis for PD treatments (pharmacological, non-pharmacological and surgical) received comprehensive coverage on the first day, with didactic lectures followed by smaller-group case discussions. Keynote lectures on the second day included "The Field of Movement Disorders: A Personal Perspective," "Clinical Pearls: Hypokinetic Disorders" and "Clinical Pearls: Hyperkinetic Disorders" by Dr. Anthony Lang, which were very informative and much appreciated. On the third day, ten patients were brought in to the University Malaya Medical Centre (UMMC) for further assessment, demonstration and discussion, led by Dr. Anthony Lang and facilitated by Dr. Lim Shen-Yang, Dr. Norlinah Mohamed Ibrahim and Dr. Tan Ai Huey. The organizers are grateful to the speakers, support staff, including UMMC Parkinson's Nurse Yuslina binti Yusoff, and patients and caregivers for contributing to the success of this event.



From left to right: Drs. Ooi Phaik Yee, Tan Ai Huey, Klaus Seppi, Susan H. Fox, Cristina Sampaio, Norlinah Mohamed Ibrahim, Lim Shen-Yang, Anthony E. Lang, Santhi Datuk Puvanarajah, Shanthi Viswanathan, Lee Moon Keen, and Lim Thien Thien

Developing World Education Program: Understanding Parkinson's Disease: From Clinics to Basics – March 5–7, 2014, Bangalore, India

— Phalguni Anand Alladi, MSc, PhD, Senior Scientific Officer, NIMHANS, Bangalore, India

The course entitled Understanding Parkinson's Disease: From Clinics to Basics, took place in Bangalore, India on March 5–7, 2014 at the National Institute of Mental Health and Neurosciences (NIMHANS). This MDS-AOS Developing World Education Program familiarized basic science researchers to the clinical aspects of Parkinson's disease and clinicians to basic science, thus bringing clinicians and basic scientists together to understand the common language of Parkinson's disease.

The course was organized by Dr. Phalguni Anand Alladi (Organizer), Senior Scientific Officer, Department of Neurophysiology and Dr. Pramod Kumar Pal (Co-organizer), Professor of Neurology, with a grant from the International Parkinson and Movement Disorder Society under the Developing World Education Program.

The morning sessions were dedicated to lectures, conducted at the Neuroscience Faculty Block Auditorium of the Department of Neurology. The afternoon sessions were solely for hands-on-training and were conducted in the laboratories of Department of Neurophysiology. Eminent MDS faculty like Dr. Uday Muthane, Dr. Pramod Pal, Dr. Madhuri Behari (AIIMS, New Delhi), Dr. Shyamal Kumar Das (Kolkata) and Dr. Kaviraj Udupa (Toronto, Canada) delivered lectures on the clinical aspects of Parkinson's disease (PD), clinical features & diagnostic criteria, motor and non-motor symptoms, biomarkers in PD, epidemiology of PD, transcranial magnetic stimulation and more. Dr. Jitender Saini (NIMHANS) discussed the role of neuroimaging in PD. Basic Science faculty including Dr. Subrata Basu Ray and Dr. Suman Jain (AIIMS, New Delhi), Dr. TR Raju, Dr. SK Shankar, Dr. Bharath Srinivas, Dr. Alladi (NIMHANS) delivered talks on neuroanatomy, neuropathology and basic science aspects of the disease. The latter theme familiarized the participants with popular research approaches like nano particles, use of cellular models, beneficial effects of curcumin in experimental models, effects of age on nigra, etc. A talk by Dr. R. Kishore Kumar on Ayurvedic approaches in diagnosing and treating Parkinson's disease brought in the perspective of the traditional Indian System of Medicine.



The MDS faculty were appreciative of the stimulating question and answer sessions and active participation by the attendees. As the course directors, we are thankful to all the speakers for their lucid talks and the attendees for their enthusiastic participation. We were highly satisfied with the participants' response and wish to thank the MDS for the generous financial support. Special thanks are due to the MDS committee members and particularly Ms. Megan Daniels who patiently answered all our queries and extended extraordinary support since the inception of the program, till date. Heartfelt thanks to everybody associated with the program!



Visit to the brain museum: with Dr. S. K. Shankar

MDS–Pan American Section Letter from the Chair

— Jorge L. Juncos, MD, Associate Professor of Neurology, Emory University, Atlanta, Georgia, USA, Chair, MDS-PAS



As the International Parkinson and Movement Disorder Society Pan American Section (MDS-PAS) looks ahead and reviews its strategic plan for 2014-2015, it continues to focus efforts on the growth of membership, on improving and expanding educational opportunities, on leveraging the MDS website and in the process, bringing greater cohesion to our mem-

bers. To expand membership, MDS-PAS is establishing collaboration with other organizations, encouraging affiliate membership and offering programs of relevance to individual regions. This year MDS-PAS introduced a fellowship program to promote research and clinical training in movement disorders. Further, MDS-PAS continues to foster bridges throughout the region with the launch of a regional e-newsletter and expanded efforts to translate many of the educational materials to both Spanish and Portuguese.

In addition to reaching out to regional and national organizations, MDS-PAS plans to expand membership by partnering with national and global organizations that focus on specific movement disorders like the Tourette Syndrome Association and others. Beyond neurology, MDS-PAS would also like to reach out to general medicine and primary care, a strategy that converges with the goals of our partners in the American Academy of Neurology and the World Federation of Neurology. Additionally, MDS-PAS has begun to establish a stronger presence in regional meetings with movement disorders representation. A recent exhibiting effort at the XXXVII Mexican Academy of Neurology Annual Meeting is credited for a significant increase in MDS memberships from Mexico.

Additionally, through member initiatives and with the help of the MDS-PAS Education Committee, new programs are being developed to meet the needs of members and to further the Society mission. As an example, later this year, members of MDS-PAS and the MDS European Section (MDS-ES) will launch a novel program aimed at fostering basic research related to movement disorders. The program, "Fostering New Directions in Parkinson's Research: A Movement Disorders Course for Graduate Students, Post Docs and Junior Scientists," will take place in White Plains, NY, USA. A second research program entitled "Clinical Research in Movement Disorders Workshop," will take place in Buenos Aires, Argentina and will be supported through the MDS-PAS Developing World Education Program. Further, MDS-PAS and MDS Health Professionals (Non-Physician) Special Interest Group are developing a collaborative program with the National Parkinson Foundation. It will be the first MDS-PAS

program targeted towards health professionals and is planned to be repeated in Brazil in 2015.

MDS-PAS is also targeting young members and potential members through two programs in the region. These are the MDS-PAS Fellowship Program and the expansion of the School for Young Neurologists to include more regions. The Fellowship Program promotes education, training and experience in movement disorders for young neurologists. The School for Young Neurologists has been designed to provide young neurologists the opportunity to expand their training with an intense two-three day exposure to carefully selected patients and experts in the field from their region and elsewhere. So far the feedback from participants has been excellent which has encouraged more young neurologists to seek such exposure in or out of their country. This year MDS-PAS will hold the first MDS-PAS School for Young Neurologists in North America. Previously, MDS-PAS hosted two excellent programs in Brazil and in Chile. Lastly, MDS-PAS continues to provide education in underserved areas through outreach programs and the Developing World Education Program. On March 3-5, 2014, MDS-PAS took part in its first event in Cuba. The MDS-PAS Education Committee continues to educate new audiences in all parts of the region.

Finally, I would like to highlight some of the recent efforts in the MDS-PAS ongoing initiative to build bridges throughout the region. MDS-PAS continues to facilitate programs such as the Fellowship Program, outreach education and travel bursaries to encourage members in underserved areas of the Society to take part in activities in other parts of the region. Through the new e-newsletter, MDS-PAS will present members with information about members in the region, regional programs and regional affiliate societies. During 2014 MDS-PAS will also complete the translation of the Parkinson and Movement Disorder Curriculum. These activities serve to create links between institutions and members throughout the MDS-PAS.

Jorge Juncos, MD
Chair, MDS-PAS

Treatment of Parkinson's Disease: Past, Present and Future – Miami, FL, USA, March 21–22, 2014

— Francisco Cardoso, MD, PhD, Director Federal University of Minas Gerais Movement Disorders Program and Professor of Neurology, Belo Horizonte, Brazil, MDS Secretary and MDS-PAS Chair-Elect

— Stanley Fahn, MD, H. Houston Merritt Professor of Neurology, Columbia University, Director Emeritus, Movement Disorder Division Neurological Institute, New York, NY, USA, MDS Past-President and Honorary Member

— Werner Poewe, MD, Director Innsbruck Medical University Department of Neurology, Innsbruck, Austria, MDS Past-President and MDS-ES Past-Chair

This novel course was organized to celebrate the importance of the development of Levodopa as a therapeutic option for Parkinson's disease treatment by Francisco Cardoso, MD, PhD, Stanley Fahn, MD, and Werner Poewe, MD. It addressed the historical aspects of development and introduction of Levodopa into clinical practice as well as the current uses for the drug. In addition, the course covered other treatment options for Parkinson's disease that are currently used, and treatments that may be options in the future.

The course was well attended with 150 clinicians, neurosurgeons, physician-assistants, nurses, physical therapists, fellows and others participating in the plenary lectures and breakout sessions. During the two days there were 21 lectures presented and three breakout sessions focused on early stage cases, advanced stage non-motor cases and advanced stage motor cases. The international list of faculty included:

Angelo Antonini, MD, PhD • Venice, Italy
 Francisco Cardoso, MD, PhD • Belo Horizonte, Brazil
 Stanley Fahn, MD • New York, NY, USA
 Susan Fox, MRCP(UK), PhD • Toronto, ON, Canada
 Oscar Gershanik, MD • Buenos Aires, Argentina
 Jennifer Goldman, MD, MS • Chicago, IL, USA
 Horacio Kaufmann, MD • New York, NY, USA
 Anthony Lang, OC, MD, FRCPC • Toronto, ON, Canada
 Andrew Lees, MD, FRCP • London, United Kingdom
 Peter LeWitt, MD • West Bloomfield, MI, USA
 Elena Moro, MD, PhD • Grenoble, France
 Giselle Petzinger, MD • Los Angeles, CA, USA
 Werner Poewe, MD • Innsbruck, Austria
 Ron Postuma, MD, MSc • Montreal, QC, Canada
 Matthew Stern, MD • Philadelphia, PA, USA
 Eduardo Tolosa, MD • Barcelona, Spain

As discussed during the course, the development of Levodopa has undoubtedly been the most important therapeutic breakthrough for treatment of PD; however, treatment options for the disease have advanced rapidly and likely will continue this way into the future.



Faculty (from left to right): Matthew Stern, Werner Poewe, Jennifer Goldman, Stanley Fahn, Angelo Antonini, Eduardo Tolosa, Francisco Cardoso, Anthony Lang, Oscar Gershanik, Ron Postuma, Horacio Kaufmann, Susan Fox and Peter LeWitt. Not pictured: Andrew Lees, Elena Moro, and Giselle Petzinger

For our full list of courses, visit www.movemendisorders.org/MDS/education.htm



Deep Brain Stimulation for Movement Disorders

July 10-11, 2014
Milan, Italy



Basic Scientists Summer School

July 13-15, 2014
Taipei



7th Annual MDS-ES Summer School for Young Neurologists

July 18-20, 2014
Barcelona, Spain



Botulinum Toxin in Neurological Practice

September 5-6, 2014
Ljubljana, Slovenia



Deep Brain Stimulation for Movement Disorders

September 11-12, 2014
Budapest, Hungary



MDS-PAS School for Young Neurologists

September 11-13, 2014
Buenos Aires, Argentina



2nd Annual Allied Health Professional Summer School

September 25-27, 2014
Torres Vedras (Lisbon), Portugal



Genetics of Parkinson's Disease and Other Parkinsonian Syndromes in Clinical Practice

October 3-4, 2014
Athens, Greece



Allied Health Team Training

October 9-11, 2014
San Diego, CA, USA



50 Years of Progressive Supranuclear Palsy

October 10-11, 2014
Munich, Germany



4th Asian and Oceanian Parkinson's Disease and Movement Disorders Congress

November 28-30, 2014
Pattaya, Thailand



MDS-PAS School for Young Neurologists

February 20-22, 2015
Atlanta, GA, USA



Deep Brain Stimulation for Movement Disorders

March 5-6, 2015
Barcelona, Spain



Evidence Based Medicine Update on Treatments for Parkinson's Disease

March 13, 2015
Salvador da Bahia, Brazil



Diagnosis and Treatment of Cognitive Dysfunction in Movement Disorders

Spring 2015
Newcastle Upon Tyne, United Kingdom



Fostering New Directions in Parkinson's Research

Coming in 2015!
White Plains, NY, USA



Deep Brain Stimulation for Movement Disorders

September 10-11, 2015
Grenoble, France

4th Asian and Oceanian Parkinson's Disease and Movement Disorders Congress

Pattaya, THAILAND November 28-30, 2014

For more information, please visit:
www.movementdisorders.org/AOPMC2014



International Parkinson and
Movement Disorder Society
Asian & Oceanian Section

Main Organiser



THAI
PDMDS

Host Organiser

MDS-0114-742

Important Dates January 30, 2014 — Abstract Submission Opens
May 15, 2014 — Registration Opens
July 15, 2014 — Abstract Submission Closes
November 1, 2014 — Pre-registration Closes

Sponsors

Platinum



Gold



Silver



Bronze



*Above sponsors confirmed as of May 1, 2014.

